




Prestan Professional Manikins

Replacing the Prestan Adult Clicker


To replace the Clicker on the Adult Manikin, you will need a small Flat Head Screwdriver.

Note the three parts shown at right:


Rate Monitor
Wire Cover
Clicker




Remove the Wire Cover and disconnect the Rate Monitor from the Clicker.



Remove the old Clicker, leaving the spring down in the hole.



Align and snap in the new Clicker, being careful to not pinch the wire.



Re-connect the wires and replace the Wire Cover.

